





Altec AC26-103B Hydraulic Telescopic Crane

- 26 Ton (23.6 t) Maximum Lifting Capacity
- 103 ft (31.4 m) 4-Section Boom
- Altec LMAP (Load Moment & Area Protection System)





Altec LMAP System

RECOMMENDED FEATURES

- Wheel Chocks
- Fall Protection System (with platform)
- Radio Remote Control (with platform)
- Outrigger Pads

CRANE SPECIFICATIONS

- 52,000 lb (23,588 kg) Maximum Lifting Capacity
- 103 ft (31.4 m) 4-Section Non-Insulated Boom
- 113 ft (34.4 m) Maximum Sheave Height
- Stowed Travel Height of 13.3 ft (4.0 m)
- Vehicle Travel Length of 38 ft (11.6 m)
- Outriggers; Main – Pivot Beam; Auxiliary – Out & Down
- Hydraulic Pilot-Operated Control System
- Life Cycle Tested for Reliability

STANDARD SAFETY FEATURES

- Altec LMAP (Load Moment & Area Protection) System
 - Rated Capacity Limitor
 - Displays Boom Length, Angle, Load on Hook, Percent of Rated Capacity
 - Electronic Working Area Definition
 - Operator Audible Alarm Set-Points for Boom Angle, Length and Rotational Position
- Outrigger Boom Interlock System
- Outrigger Motion Alarm
- Emergency Stop at Operator Controls
- Anti-Two Block Device

OPTIONS

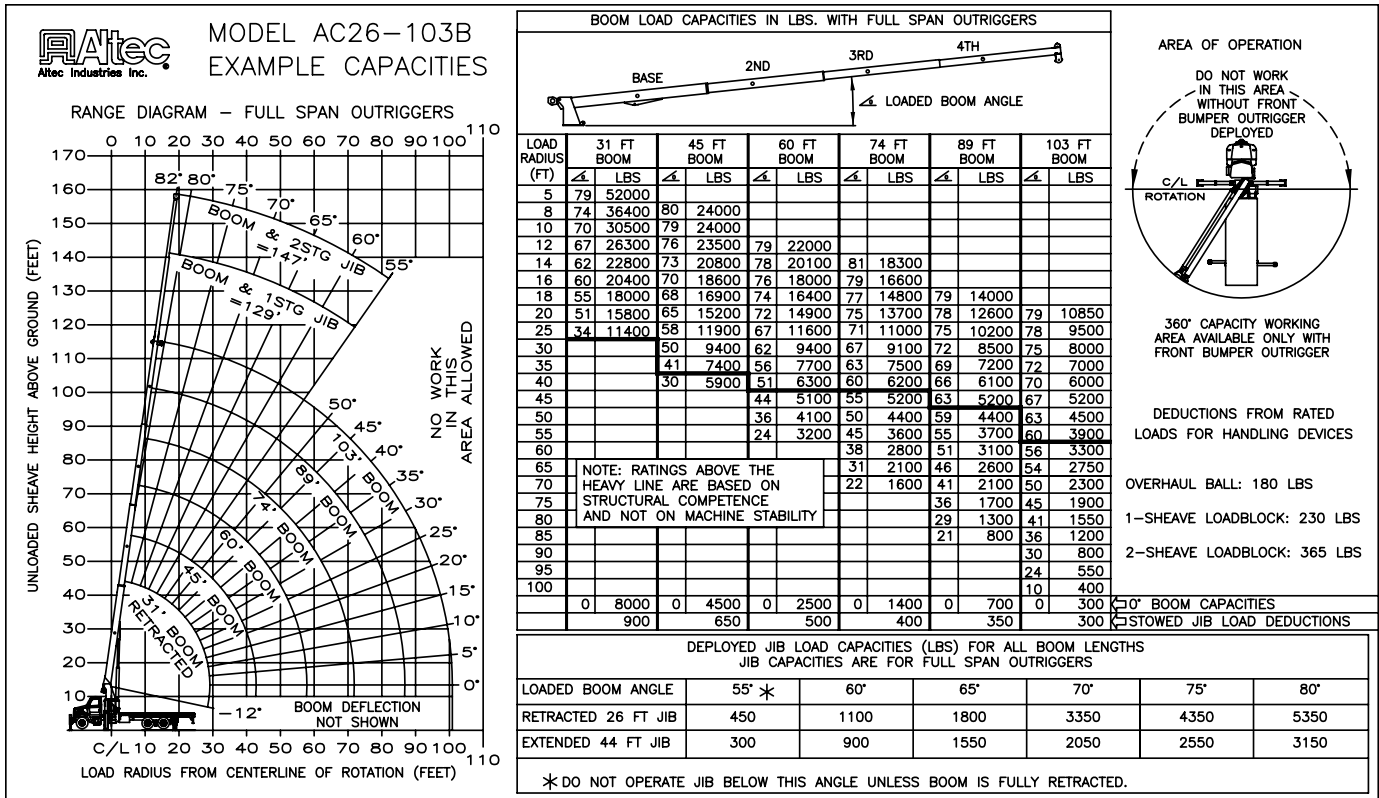
- 2-Piece 44 ft (13.4 m) Jib, 26 ft (7.9 m) Retracted
- Load Hook/Winch Stow Switch
- 360° Capacities with Front Bumper Outrigger
- 2-Man Steel Platform
- Load Blocks for Multiple Parts of Line
- Hydraulic Tool Circuit at Tail Shelf
- Pintle Hitch
- Hot Shift Power Take-Off
- Drum Rotation Indicator
- Utility Tool Boxes
- Rotation Resistant Wire Rope
- 2-Speed Winch
- Oil Cooler
- Continuous Rotation

MINIMUM CHASSIS REQUIREMENTS

Cab to Axle	190 in	4826 mm
Gross vehicle weight rating	60,000 lbs	27,217 kg
Front axle weight rating	20,000 lbs	9,072 kg
Rear axle weight rating	40,000 lbs	18,145 kg
Wheel Base	258 in	6553 mm

Note: Cranes with certain options may require pusher axle to comply with highway regulations.

Altec AC26-103B Capacities



<p>OPERATOR AIDS MUST BE IN GOOD OPERATING CONDITION BEFORE OPERATING CRANE. REFER TO OWNERS MANUAL.</p> <p>KEEP AT LEAST 3 WRAPS OF LOADLINE ON DRUM AT ALL TIMES.</p> <p>USE ONLY 9/16" DIAMETER IWRC OR ROTATION RESISTANT WIRE ROPE WITH 37,000 LBS. MIN. BREAKING STRENGTH ON THIS MACHINE.</p>	1 PART LOAD LINE	2 PART LOAD LINE	3 PART LOAD LINE	4 PART LOAD LINE	5 PART LOAD LINE
	LOADS UP TO	LOADS UP TO	LOADS UP TO	LOADS UP TO	LOADS UP TO
	IWRC XXIP WIRE ROPE	10,571 LBS.	21,142 LBS.	31,713 LBS.	42,284 LBS.
ROTATION RESISTANT WIRE ROPE	7,400 LBS.	14,800 LBS.	22,200 LBS.	29,600 LBS.	37,000 LBS.
MAXIMUM BOOM LENGTH AT MAXIMUM ELEVATION WITH RIGGING SHOWN TO REACH THE GROUND	103 FT + 44 FT JIB	103 FT BOOM	74 FT BOOM	56 FT BOOM	45 FT BOOM

WINCH		LIFTS AND SPEEDS				
9/16" DIAMETER IWRC XXIP CABLE SUPPLIED	STANDARD PLANETARY WINCH SUPPLIED	9,880 LBS. 115 FT/MIN	19,760 LBS. 58 FT/MIN	29,640 LBS. 38 FT/MIN	39,520 LBS. 29 FT/MIN	49,400 LBS. 23 FT/MIN

ALL WINCH PULLS AND SPEEDS IN THIS CHART ARE SHOWN ON THE 3RD LAYER. WINCH LINE PULLS WOULD INCREASE ON THE FIRST AND SECOND LAYERS. WINCH LINE SPEED WOULD DECREASE ON THE FIRST AND SECOND LAYERS. WINCH LINE PULLS MAY BE LIMITED BY THE WINCH CAPACITY OF 8,379 LBS FULL DRUM OR ANSI CABLE SAFETY LIMITS SHOWN IN CHART FOR IWRC XXIP AND ROTATION RESISTANT WIRE ROPES.

CAUTION:

- Load ratings shown are maximum allowable loads with the crane mounted on an Altec-approved chassis.
- Loaded boom angles at specified boom lengths give only an approximation of the operating radius. The boom angle before loading should be greater to account for deflections. Do not exceed the operating radius for rated loads.
- When between listed lengths for radii always use the smallest of values shown. Capacities for the 31-foot boom length must only be lifted with boom fully retracted.
- Load ratings are based on freely suspended loads with the crane properly set up on outriggers, with the machine leveled and standing on firm uniform supporting surface.
- Actual working capacities depend on supporting surfaces, wind and other factors affecting stability such as hazardous surroundings, experience of personnel, and proper handling.
- Weights of load block, stowed jib, or other accessories must be deducted from the rated capacities shown.



For Service: 1-877-GO-ALTEC

For Sales: 1-540-992-5300

Altec Cranes are supported by service centers and over 115 mobile service technicians positioned across North America, seven days a week, 24 hours a day.

United States:

Alabama Service Center
1730 Vanderbilt Road
Birmingham, AL 35234

Arizona Service Center
2420 South 16th Avenue
Phoenix, AZ 85007

California Service Center (Northern)
325 Industrial Way
Dixon, CA 95620

California Service Center (Southern)
2882 Pomona Boulevard
Pomona, CA 91766

Colorado Service Center
641 Telluride Street
Aurora, CO 80011

Florida Service Center
2570 Old Okeechobee Road
Palm Beach, FL 33409

Georgia Service Center
287 First Street
Forest Park, GA 30297

Indiana Service Center
5201 West 84th Street
Indianapolis, IN 46268

Kentucky Service Center
200 Altec Drive
Elizabethtown, KY 42701

Maryland Service Center
1434 Hughes Ford Road
Frederick, MD 21701

Massachusetts Service Center
28 Wales Street
Millbury, MA 01527

Missouri Service Center
2106 S. Riverside Road
St. Joseph, MO 64507

North Carolina Service Center
1550 Aerial Avenue
Credmoor, NC 27522

Ohio Service Center
1236 Township Road 1175
Ashland, OH 44805

Oregon Service Center
13817 NE Sandy Boulevard
Portland, OR 97230

Pennsylvania Service Center
250 Laird Street
Plains, PA 18705

Texas Service Center
1001 Solon Road
Waxahachie, TX 75156

Virginia Service Center
325 South Center Drive
Daleville, VA 24083

Canada:


British Columbia Service Center
12352 84th Avenue
Surrey, BC V3W 0J5

Manitoba Service Center
57 Durand Road
Winnipeg, Manitoba R2J 3T1

Ontario Service Center
831 Nipissing Road
Milton, Ontario L9T 4Z4



Vehicle Travel Height of 13.3 ft (4.0 m)



Optional 2-Man Platform

Altec Industries, Inc.

325 South Center Drive
Daleville, VA 24083



Manufacturing and Service Facilities Located
Throughout the United States and Canada

80003009916

AC26-103B-3M-1/07